

If you have any questions, please contact me at jamie@teachmommyteach.com

Thank you for downloading!

You May:

- use these resources in your own home or classroom for non-commercial use.
- print as many copies as you would like.
- share the website link, <https://teachmommyteach.com/>, where this printable can be found, so that others can download the file.

You May NOT:

- sell, give away, or share a printed copy. Each person should download separately and print.
- print out a copy for multiple teachers, as in an entire school, co-op, or other group. Each teacher should download separately and print.
- link directly to the pdf. Instead, link to the page on <https://teachmommyteach.com/> or <https://teacherspayteacher.com/> where you found the download.
- claim this or any part of this printable as your own.
- alter this printable and claim it as your own.
- host any of the files on your personal or other websites that can be shared with others.
- Upload this resource to any file sharing sites

Credits!! Thank you Speaking of Images and Open Clipart!



<https://www.teacherspayteachers.com/Store/Speaking-Of-Images>



<https://openclipart.org/>

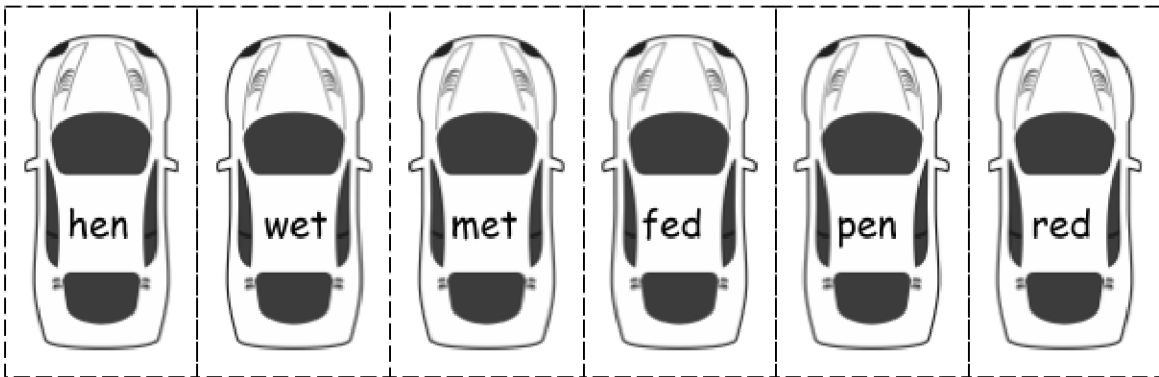
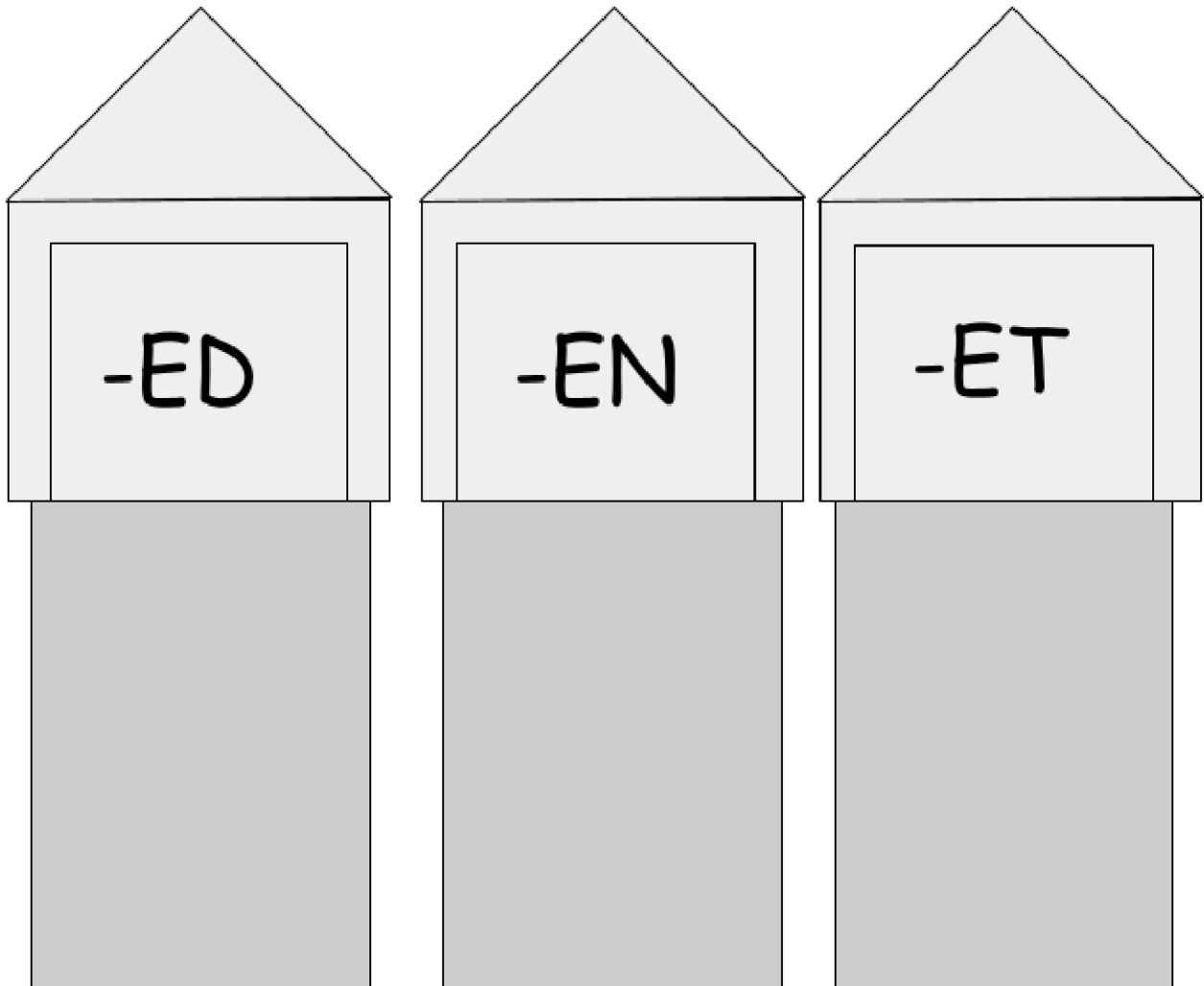
More Beginning Readers 10: In the Well

Pre-Reading Worksheets

Your child will practice *CVC* words, the *-ell* word family, and the *CVCC* word, *help*.

Name: _____

Glue the cars in front of the correct garage.







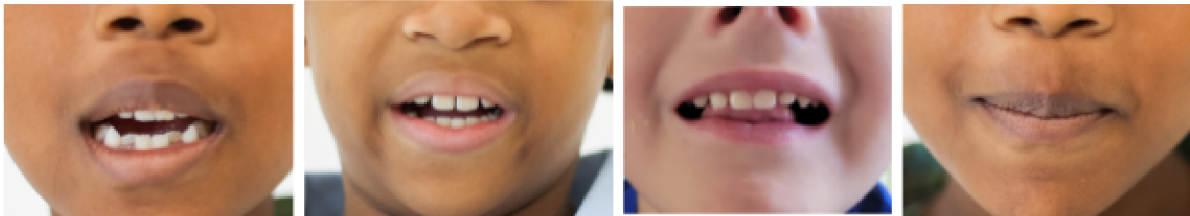
Thank you openclipart.org for the wonderful clipart!

Name: _____

Read the two words below. Cut out the graphemes (letters) below. Then match the graphemes (letters) to the pictures of the mouths saying the words, and glue. Write the words on the handwriting lines.



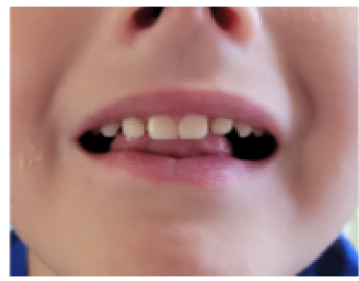
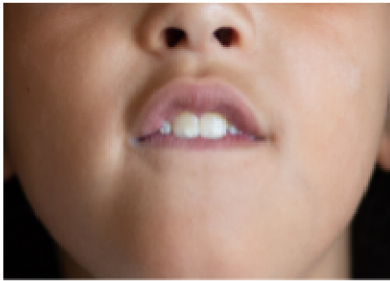

h	e	l	p	t	e	ll
---	---	---	---	---	---	----



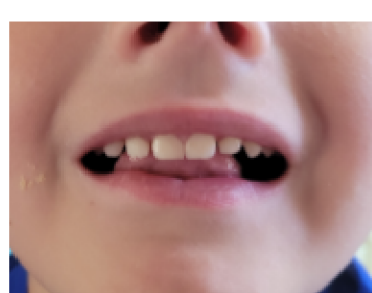
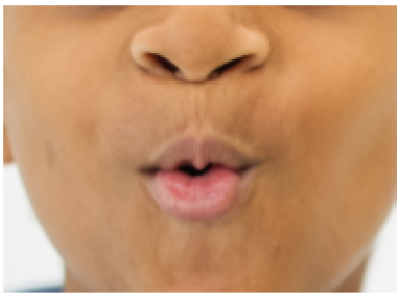




Name: _____





Read the two words below. Cut out the graphemes (letters) below. Then match the graphemes (letters) to the pictures of the mouths saying the words, and glue. Write the words on the handwriting lines.





Name: _____

The words below all end with -lp. Circle the LP in each word.

 <p>help</p>	 <p>gulp</p>	 <p>yelp</p>	 <p>kelp</p>
---	---	--	---

Read the following silly sentences. Then draw a picture to illustrate each silly sentence.
Circle the word HELP.

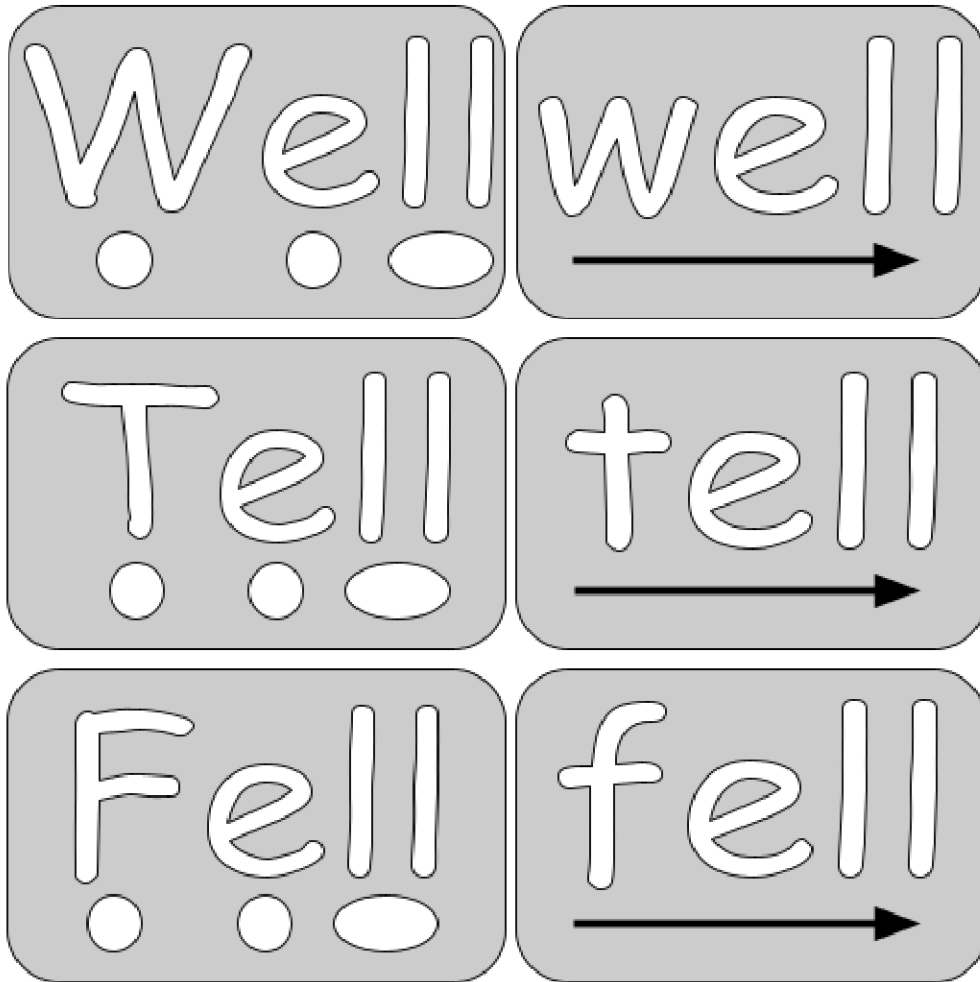
The cat can not lift the box. The dog can help lift the box!

--	--

Thank you openclipart.org for the awesome clipart!!

Name: _____

Sound out the following words. Color each -ELL all the same color.



Draw a line to match the word with its picture.

well



tell



fell



More Beginning Readers 10: In the Well


Extra Practice Post-Reading Worksheets

Name: _____


Finish writing each word that represents the picture next to it. As you go down the list, each word will only change 1 grapheme (letter or letters that represent one sound.)



tell




_____ell




w_____ll

1. Write your name next to BY on the title page.
2. Color the pictures in this book.
3. Cut out the book.
4. Place in order by page number and staple together.
5. Read your book.



Staple here

Pig has a pal. It is Hen.



2

Staple here

Hen fell in the mud. Hen is sad.



3


Staple here

Pig can help Hen.




Staple here

Hen has a pal. It is Pig.



Staple here

Pig is not sad. Hen is not sad.
All is well.



6

Staple here

Thank you openclipart.org
for the awesome clipart!

7

More Beginning Readers 10: In the Well

Answers Pre-Reading Worksheets

Your child will practice *CVC* words, the *-ell* word family, and the *CVCC* word, *help*.

Name: Answers

Glue the cars in front of the correct garage.


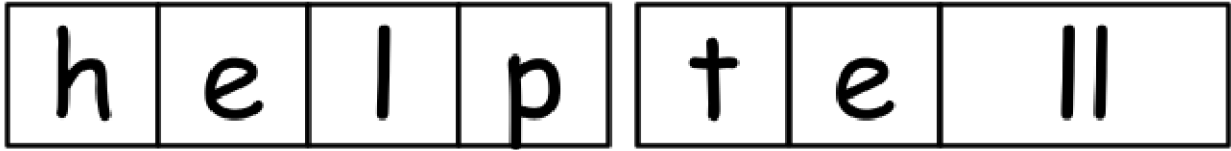
The image shows three garages with labels: -ED, -EN, and -ET. Below them are six cars with labels: hen, wet, met, fed, pen, and red. Red lines indicate the following connections: hen to -ED, wet to -EN, met to -ET, fed to -ED, pen to -EN, and red to -ET.

Thank you openclipart.org for the wonderful clipart!

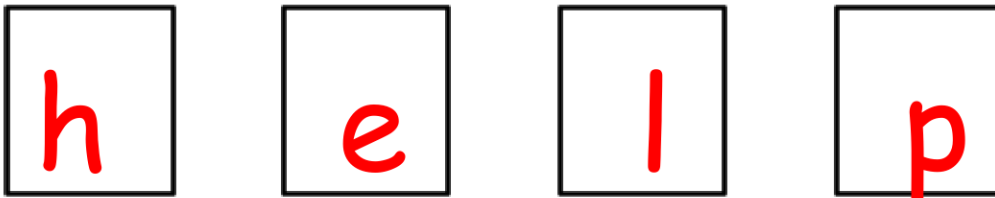
Answers

Name: _____

Read the two words below. Cut out the graphemes (letters) below. Then match the graphemes (letters) to the pictures of the mouths saying the words, and glue. Write the words on the handwriting lines.





tell




help

Name: **Answers**

Read the two words below. Cut out the graphemes (letters) below. Then match the graphemes (letters) to the pictures of the mouths saying the words, and glue. Write the words on the handwriting lines.







fell



well

Name: Answers

The words below all end with -lp. Circle the LP in each word.

 help	 gulp	 yelp	 kelp
---	---	--	---

Read the following silly sentences. Then draw a picture to illustrate each silly sentence. Circle the word HELP.

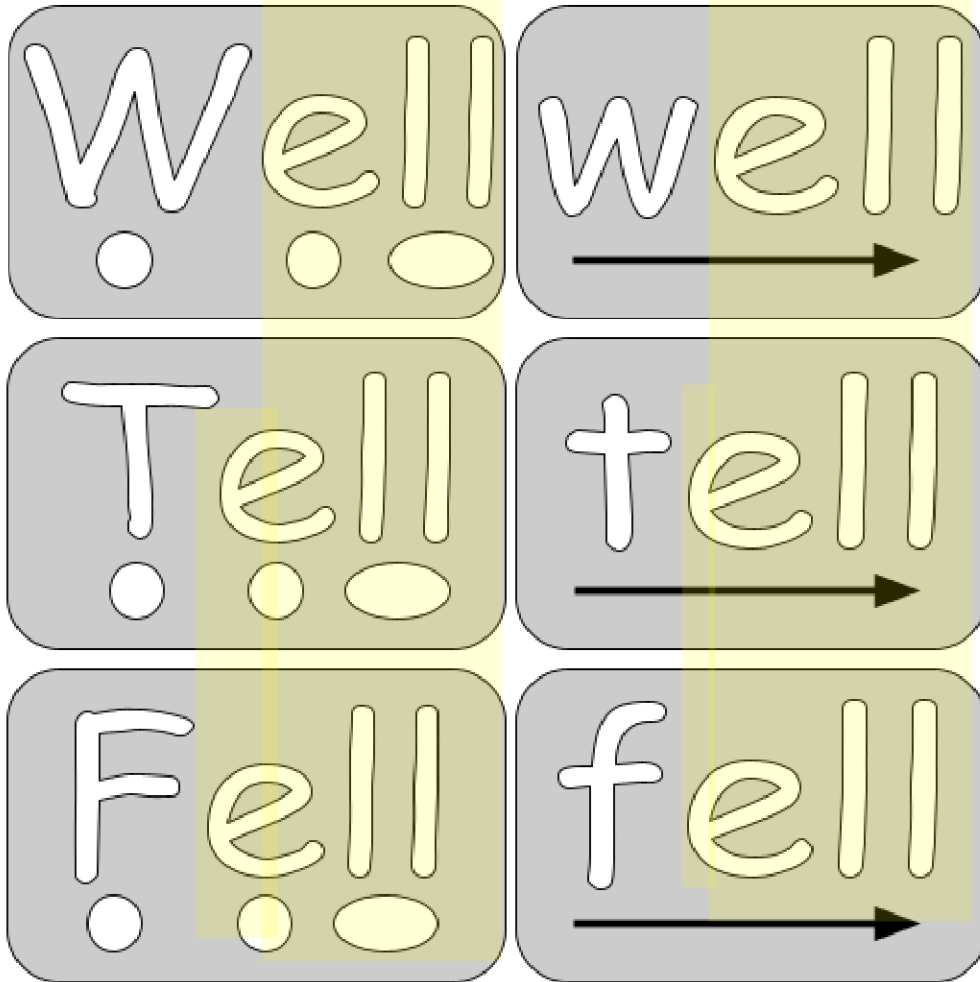
The cat can not lift the box. The dog can help lift the box!

--	--

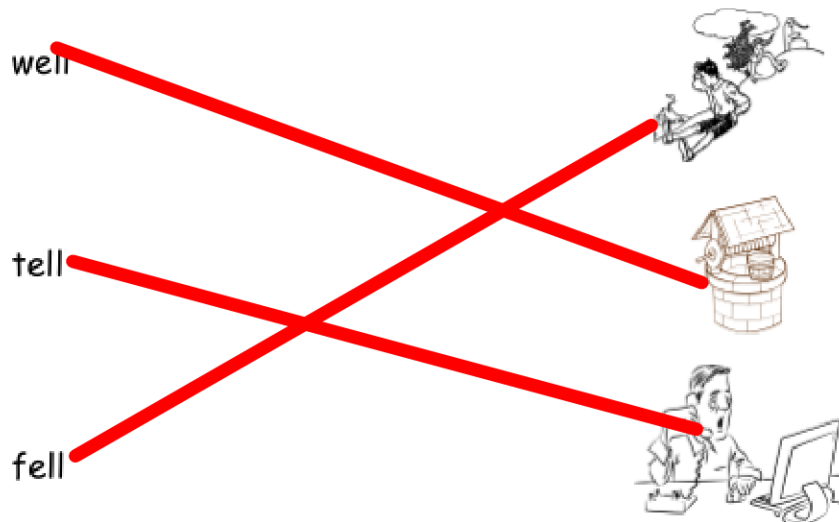
Thank you openclipart.org for the awesome clipart!!

Name: Answers

Sound out the following words. Color each -ELL all the same color.



Draw a line to match the word with its picture.



More Beginning Readers 10: In the Well

Answers
Extra Practice


Post-Reading Worksheets

Name: Answers


Finish writing each word that represents the picture next to it. As you go down the list, each word will only change 1 grapheme (letter or letters that represent one sound.)



tell




well




wall

6. Write your name next to BY on the title page.
7. Color the pictures in this book.
8. Cut out the book.
9. Place in order by page number and staple together.
10. Read your book.



Staple here

Pig has a pal. It is Hen.



2

Staple here

Hen fell in the mud. Hen is sad.



3

Staple here


Pig can help Hen.



4

Staple here


Hen has a pal. It is Pig.



5

Staple here

Pig is not sad. Hen is not sad.
All is well.



6

Staple here

Thank you openclipart.org
for the awesome clipart!

7